

RESICA FALLS SCOUT RESERVATION • CRADLE OF LIBERTY COUNCIL, BSA

# Leaders' Guide

SUMMER 2021



**General Information Needed to Plan Your Stay in Camp**

*Merit Badge, Themed Activity & Schedules are published in a separate Program Guide Issued in Early Spring*



# Welcome

January 2021

We are excited that your unit has selected Resica Falls Scout Reservation as your summer camp home for 2021. While this summer will be different in many ways from any other summer, we are still committed to offering the same fun and exciting Scout-oriented experience that we do every summer. A top-notch staff is being selected and we are working hard to create a safe camp for all who attend. This 2021 Camp Leaders' Guide is your key resource. Many changes have been made this summer to accommodate COVID-19 guidelines and restrictions, so please read this carefully and share it with other leaders, parents, and Scouts. **Any changes made relating to COVID-19 are noted in red.**

These changes are outlined in detail throughout the guide, but some key updates are summarized below:

- **A revamped First Day in Camp that will move medical rechecks to the Elementary School, an updated Dining Hall orientation and meal structure, and multiple campfires.**
- **COVID-19 Protocols that includes appropriate mask wearing throughout camp, daily temperature checks, and social distancing protocols.**
- **Limits on all merit badge classes and a smaller overall camp capacity to help reduce the risk of COVID-19. (More details on merit badge classes coming in our Program Guide later this month).**
- **An early camp departure time on Friday to ensure proper cleaning and sanitation of the entire camp between weeks of campers.**

Use the entire guide as a reference in planning your stay in camp. Review all of our camp policies and procedures. They are based on the principles of our Scout Oath and Law and are meant to ensure that camp operates safely, effectively, and enjoyably for everyone during their stay at Resica Falls. **In the midst of a global pandemic, Resica Falls is fully committed to ensuring the safety of all its campers, leaders, staff, and guests. As such, policies may change following the publication of this guide.**

We are proud to offer a well-rounded program and constantly strive to create an exciting experience for all who attended. Our theme this year is Knights of the Bushkill – start getting your costumes ready as we journey through an action-packed and fun-filled week of activities and advancement. Whether you are a first-year camper or a seasoned veteran, we are committed to meeting your individual needs and expectations. For more information regarding program features, merit badges, and detailed schedules, please review our Program Guide, available in February 2021.

Make sure you keep your unit's information up to date in Doubleknot. Due to our limited capacities, it is imperative that your unit's registration numbers remain accurate and up-to-date. This will also allow you to register your Scouts for merit badges and other activities once the system opens on March 15th.

If you have any questions concerning Resica Falls summer camp, please do not hesitate to contact us. We are here to serve you. Call on us for assistance at the camping office at the Roger S. Firestone Scouting Resource Center (610) 688-6900 or find us on the web at [www.resicafalls.org](http://www.resicafalls.org). Thanks for your tireless dedication to Scouting, and we look forward to seeing you at camp.

Yours in Scouting,

**Steve Mach**

Camp Director – [steve.mach@resicafalls.org](mailto:steve.mach@resicafalls.org)

**Jerry Reed**

Assistant Camp Director – [jerry.reed@resicafalls.org](mailto:jerry.reed@resicafalls.org)

**Jacob Huff**

Program Director – [jacob.huff@resicafalls.org](mailto:jacob.huff@resicafalls.org)

# Leaders' Guide

## TABLE OF CONTENTS

History Of Resica Falls.....	2
Troop Planning Countdown Sheet.....	3
Advance Preparations Checklist.....	5
Directions To Resica Falls.....	6
Big Springs Map .....	7
General Information .....	8
Sunday Checklist For Camp Leaders .....	16
Your First Day in Camp.....	16
Your First Day in Camp Schedule.....	17
Your Last Day in Camp.....	18
Health & Safety.....	19
Medical Form Instructions	
For Camp Leaders .....	21
Camp Emergency Procedures.....	22
What To Do In Case Of Emergency.....	24
Emergency Phone List .....	24
Equipment Check List .....	25
What To Bring To Camp .....	26
Camp Commissioners .....	27
NYLT .....	28
The Order Of The Arrow.....	30



# History of Resica Falls

**S**ituated in the beautiful Pocono Mountains, Resica Falls Scout Reservation is a 4,200-acre Scouting Paradise. Set in an endless track of mountain trails, clear streams, and waterfalls, Resica has an amazing program of activities for Scouts to enjoy during their summer camp experience and beyond. This paradise is home to hundreds of different trees, plants, and animals, and to over 2,000 Scouts and Scouters each summer.

In 1957, the Valley Forge and Philadelphia Councils entered into a joint venture to develop this magnificent piece of land into a camp for Scouts to enjoy for generations to come. Although the Valley Forge Council would become the sole proprietor of the property in 1965, these same two councils would merge in 1996, creating the Cradle of Liberty Council. The Council would later enter into a land trust agreement, preserving the property forever as an undeveloped forest for Scouting use. In 2017, Resica Falls celebrated its 60th anniversary.

The camp capacity for 2021 will be 300 scouts each week in our Dining Hall operation. The Ranjo Clock Tower serves as a central meeting place outside the Dining Hall on the Parade Field. The camp boasts three shower house facilities that can accommodate both male and female campers and leaders. Our pool features a three-story water slide and Lake Roger – a 27-acre lake – is home to a trampoline and other

aquatic park features, in addition to sailing, canoeing, kayaking, fishing, and rowing. Since 2010, we have significantly upgraded the following program areas in camp: Rifle & Shotgun Ranges, Archery Range, Handicraft, STEM Center, Shop, ATV Course, Native American Village, and the COPE & Climbing Course. Since 2014, we have been upgrading our campsites with new tents, platforms, picnic tables, and carport canopies. The Richards Arena, our campfire amphitheater, seats up to 900 people and is state-of-the-art in lights and sound.

Today, Resica Falls remains committed to excellence in the areas of program development, facility improvement, and customer service. This year, we've continued to make improvements in our campsites, and are rehabbing several cabins for both summer and year-round use. Tens of thousands of Scouts have enjoyed an experience among the hidden natural treasures, creating memories that will last a lifetime. Join us and see the adventure that awaits!



# Troop Planning Countdown

**T**he steps below will help guide you through your planning process in preparation for your summer camp experience at Resica Falls this summer.

The key to a successful week in camp is planning and preparation. The more you plan and the better you prepare, the more successful the week. Remember the key to planning a successful program is to involve the whole troop and the most important ingredient is fun.

The greatest feature of the Resica Falls program, as we are sure you will discover, is its flexibility. Please remember, you are the reason for us being here and we will strive to make your week at camp a success. Our goal is to maintain the highest standards, address the smallest detail, and go the extra mile. This is what Resica Falls quality and excellence are all about.

Begin the process by reading the entire leaders guide. We realize that the sequence of events below may be different in each Troop.

1. Your reservation has been made through Doubleknot and you have a plan for securing the total camp fees from each of the Scouts so that you can pay the balance by May 15th. Download the current Leaders' Guide from [resicafalls.org](http://resicafalls.org) and **take particular note of any policy and procedure changes related to COVID-19 noted in red.**
2. You need to have a serious discussion with yourself and the other adults in your unit. "What do I want to accomplish as Scoutmaster? How can I ensure a well-organized, balanced program for summer camp...a program that will enrich the life of each Scout and, at the same time, strengthen our patrol and troop organization for year round operation? What are the goals for my troop?"
3. Confirm patrol organization for summer camp. "Natural" patrols, which operate all year, are the most desirable. If this is impossible, create new patrols for the summer camp experience. Organize your patrols well before camp. It is highly recommended that you select at least one troop junior leader, preferably your Senior Patrol Leader, to attend the NYLT Junior Leader Training Conference this summer at Musser Scout Reservation. Course details are available at [www.colbsa.org/training/nylt](http://www.colbsa.org/training/nylt).
4. If you have not already done so, conduct a Camp Parent's Night in your troop to present camp plans and share with Scouts and parents information about our camp, program highlights, adult leadership, physical examination, fee payment, etc. **Distribute medical forms and COVID-19 screening forms. Review changes and updates to the camp operation with them related to COVID-19.** Contact the Council Camping Department for assistance with any issues or check out [www.resicafalls.org](http://www.resicafalls.org).
5. **FIND OUT WHAT THE SCOUTS WANT!** Ask them, don't just guess. Some things they will want to do on their own, other things by patrol and others with the whole troop. Have each patrol meet to list its ideas in each category. Survey the troop for special program requests- i.e. swimming, canoeing, hiking, etc.
6. Review your troop's advancement records to determine each Scout's advancement needs. Give each Scout a copy of the merit badge opportunities. Have them select the merit badges they wish to pursue at camp, then discuss the advance preparation necessary for each badge. Don't forget about our older Scout programs such as COPE, High Five, and ATV, as well. Be sure to have the Scouts prepare for what they plan to do. For example, those participating in the Resica Ranger program should review requirements for Scout through First Class. Remember, be prepared! Remember, Merit Badge registration opens on March 15th.
7. **Attend our Resica Falls Leaders Update via Zoom Webinar on Monday, February 8th, 2021. We will be highlighting many changes related specifically to COVID-19 and to ensure you and your unit have a safe and exciting summer camp adventure. Sign up to participate at [www.resicafalls.org/leaders-update](http://www.resicafalls.org/leaders-update)**
8. Meet with your Patrol Leaders Council (PLC) - the thought and time spent in this meeting will open the doors to real adventure. Have the PLC set goals for camp.

# Troop Planning Countdown (Continued)

---

9. After considering your goals, patrol organization, individual Scout desires, advancement needs and Patrol Leaders Council goals, develop a realistic list of objectives for summer camp. Then plan a program around them. Your Patrol Leaders Council should plan, in detail, the entire troop program for camp. Refer to your Leaders' Guide and the Program Guide for help. **THIS IS VITAL TO THE SUCCESS OF YOUR WEEK IN CAMP.**
10. Follow up on the Scouts that have not signed up for camp. Sell them on going because of the program you have planned.
11. Attend the Resica Falls Leaders Orientation with your Senior Patrol Leader in the spring. Specifics for this event – whether virtual or in-person – will be distributed in the weeks leading up to the meeting. This meeting will provide important program updates and changes as well as a check-in to ensure you and your unit are ready for camp.
12. Pay balance of camp fees owed no later than May 15th.
13. Finalize your troop roster of those attending camp. Obtain home addresses and telephone numbers of all Scouts (including parents' vacation address and phone number) or that of nearest relative, for use in emergencies. A copy of the official Resica Falls Roster template can be found at [www.resicafalls.org/important-documents](http://www.resicafalls.org/important-documents). Rosters should be submitted 1 week before your arrival to camp.
14. Be on the lookout for an email by Friday, June 4, 2021 about final details regarding your stay at Resica Falls. This email will include your unit's campsite assignment and check-in time, as well as an invoice highlighting any fees still owed for camp..
15. Collect and review medical forms for all Scouts and leaders attending camp. Check for completeness of all information, with **CURRENT** parents and doctors signatures and dates. See the Medical Form Instructions on page 21 of this Leaders' Guide for more details.
16. **Encourage transportation by members of the same household, limiting carpooling where possible. If carpooling with members outside of the same family, masks must be worn.**
17. Arrive at the Resica Elementary School on Sunday at your designated time – this time is critical for a smooth and safe check-in experience at camp.
18. While at camp, your program commissioner is there to help you implement your troop's program.
19. Encourage any Scouts who want to experience the magic Resica Falls has to offer to sign-up for a second week as part of our Resica Troop One provisional program. A discounted rate will be applied for this special program, offered during Weeks 6 & 7 of camp. Find out more at [www.resicafalls.org/troop-one](http://www.resicafalls.org/troop-one)
20. Send a Friend to visit us for Resica Rendezvous – a tour of camp in action and lunch with the Camp Director. See [www.resicafalls.org](http://www.resicafalls.org) for more details.

# Advance Preparations Checklist

## REQUEST YOUR TROOP COMMITTEE TO:

- ☐ Collect all fees and transmit to the Cradle of Liberty Council Office prior to May 15th.
- ☐ Arrange for Camp Board of review, if desired.

## AT PARENTS MEETING AT LEAST 3 MONTHS PRIOR TO CAMP:

- ☐ Confirm transportation details to and from camp.
- ☐ Distribute Annual Health and Medical Record forms - for youth and adults.
- ☐ Explain to all parents what summer camp is all about and why every Scout should attend.
- ☐ Review general information sheet and personal equipment lists. Review special camp programs and activities. Announce merit badges that require pre-camp preparation.
- ☐ Secure location and emergency phone numbers of each scout's parents while Scouts are in camp.
- ☐ Explain the merit badge process and inform Scouts that they will need to have their blue cards prepared before leaving for camp.
- ☐ Begin to log merit badge choices online. Changes can be made up to one week before your arrival at camp.

## AT A MEETING OF YOUR TROOP LEADERS COUNCIL 4 WEEKS PRIOR TO CAMP:

- ☐ Make patrol service assignments.
- ☐ Select desired troop programs.
- ☐ Emphasize importance of special programs for a successful camp.
- ☐ Review which Scouts are not going to camp and attempt to sign them up.
- ☐ Review merit badge selections and log them online.

## AT A TROOP MEETING 2 WEEKS PRIOR TO CAMP:

- ☐ Review tentative program - get further suggestions.
- ☐ Discuss the Scout Oath and Law as it pertains to camp.
- ☐ Review personal equipment needs.
- ☐ Give final travel plans (direction map to camp included herein).
- ☐ Remind each Scout to especially bring: Completed Health and Medical Record form (parent and physician signatures a must), COVID-19 Screening Form and Official Scouts BSA handbook.
- ☐ Discuss merit badge plans and remind Scouts that they will need to have their blue cards prepared before leaving for camp.

## BEFORE LEAVING FOR CAMP:

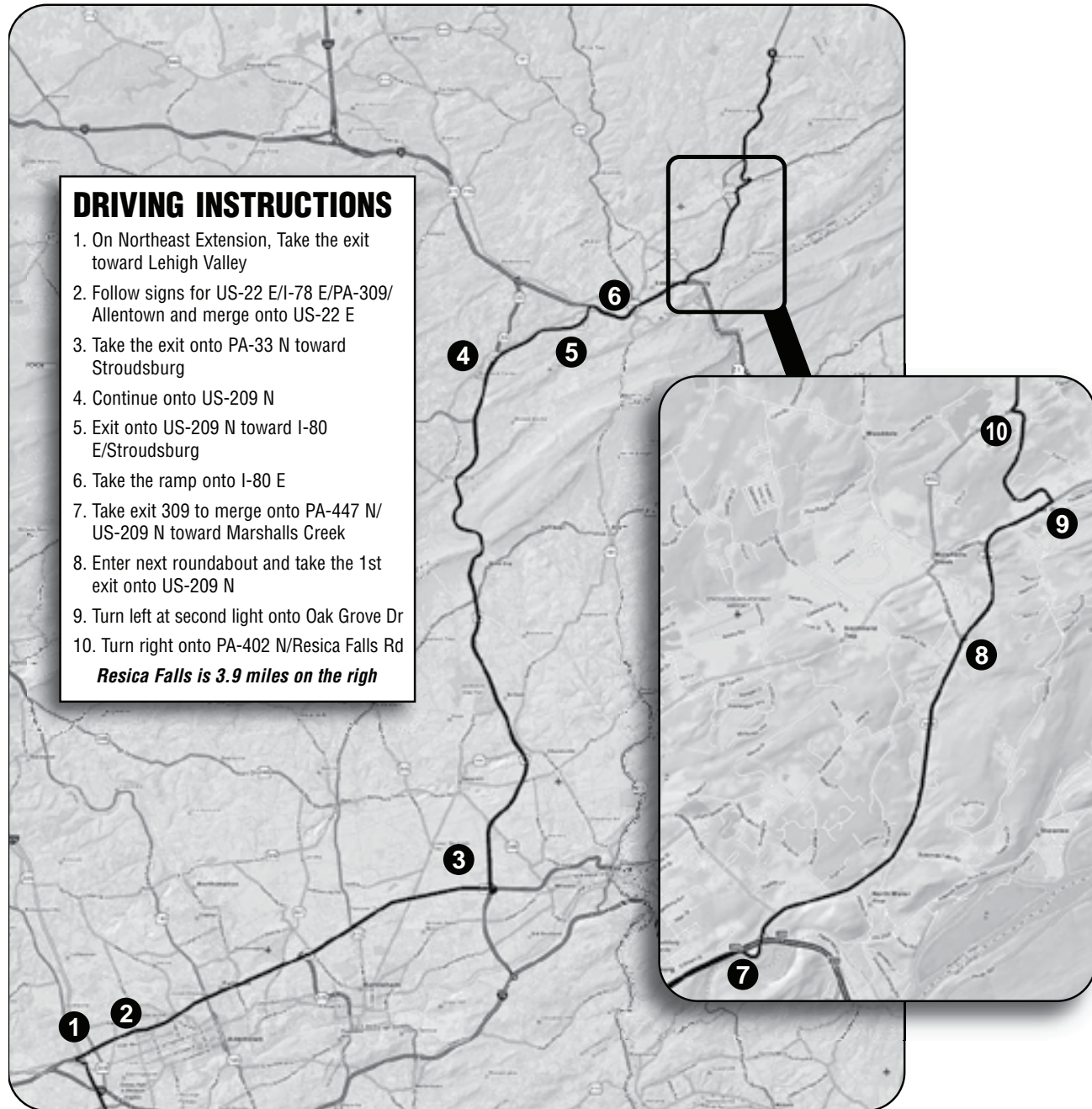
- ☐ Make certain you have one medical examination form from each Scout and adult.
- ☐ Submit a copy of your camp roster on the Resica Falls Roster Template (1 week before arrival) – this can be found on the Important Documents page at [www.resicafalls.org](http://www.resicafalls.org)
- ☐ Prepare 3 copies of camp roster.
- ☐ Know how to reach parents in case of emergency.
- ☐ Gather all Scouts in one place and leave together.
- ☐ Ensure that a leader has sufficient funds on hand to cover balance of fees owed - (bring at least two checks).
- ☐ Prepare to arrive at Resica Elementary School at your assigned time. **Do not go directly to camp.**
- ☐ Ensure that all Scouts have properly prepared merit badge blue cards and pre-requisites.
- ☐ **Ensure that all Scouts, leaders, and drivers have a completed COVID-19 Screening Form with them before departing for camp. We recommend taking the temperature of each individual traveling to camp before departure as well.**



# Directions to Resica Falls

*General Directions: Take desired route to I-80; proceed east to Exit 309, Route 209 North for 5 miles, into Marshall's Creek, take Route 402 North for 6 miles. Big Springs Camp entrance is on the right.*

**NOTE: A Summer Camp Unit must first proceed to the Resica Elementary School at their assigned arrival time. After checking in with the camp leadership, and once traffic has cleared, you will then be dispatched to camp.**



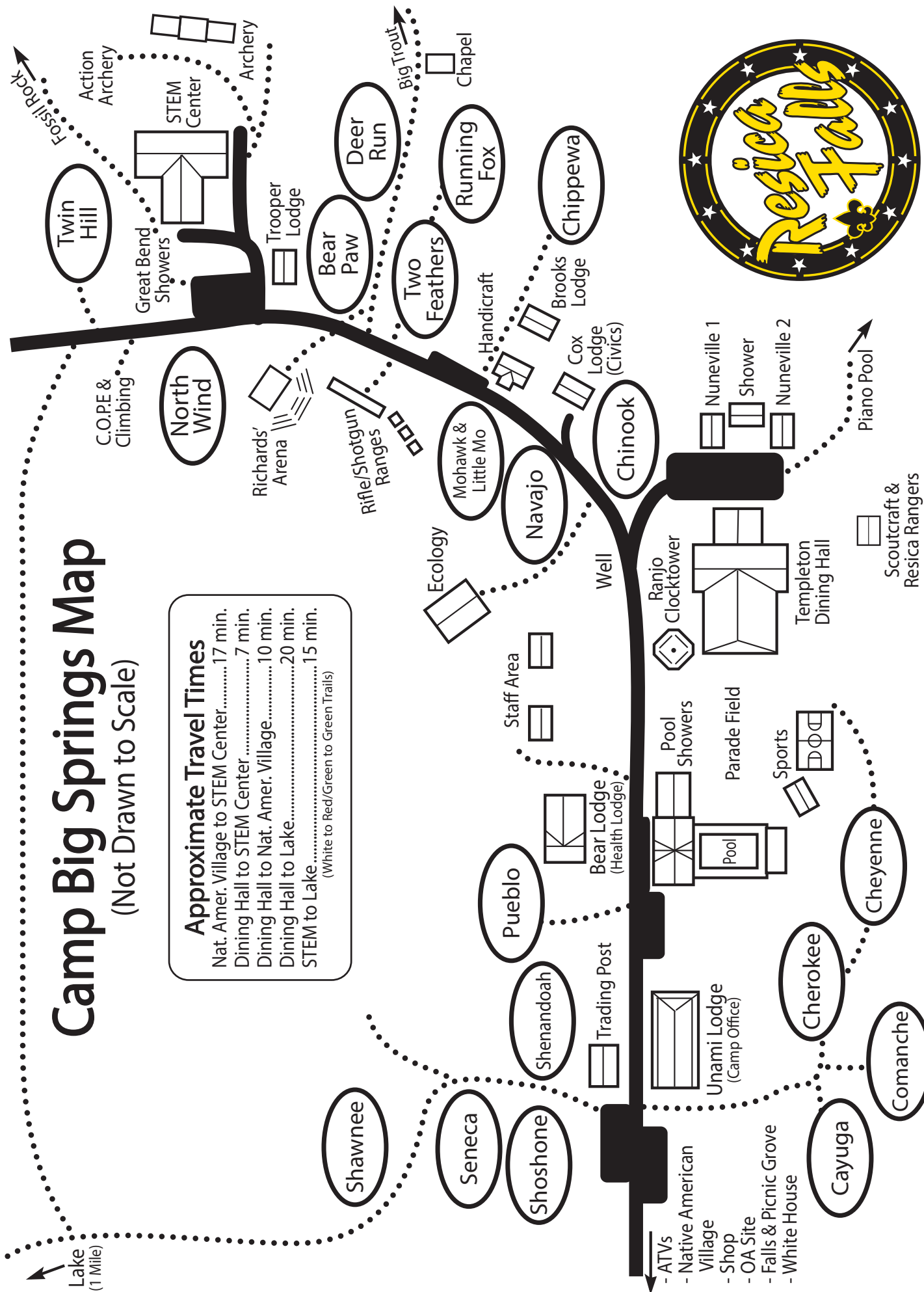
# Camp Big Springs Map

(Not Drawn to Scale)

## Approximate Travel Times

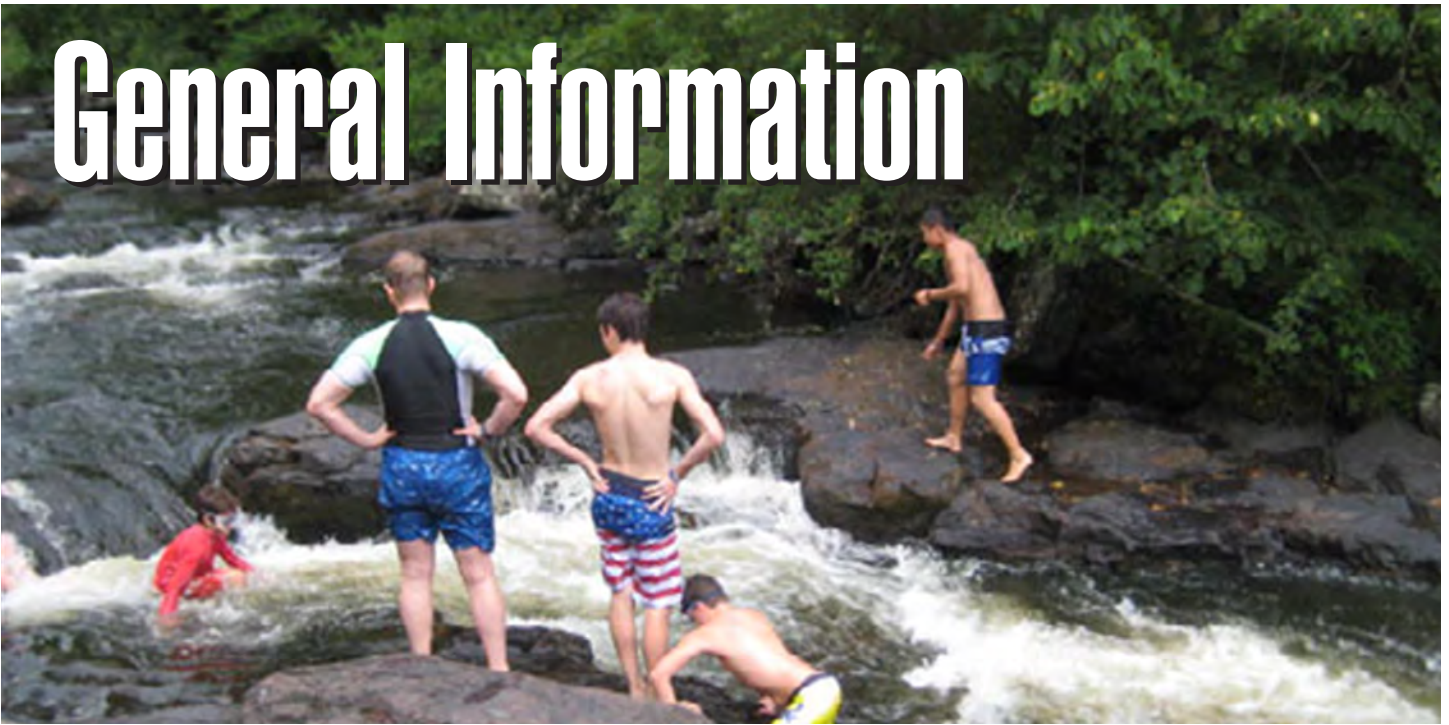
Nat. Amer. Village to STEM Center.....	17 min.
Dining Hall to STEM Center.....	7 min.
Dining Hall to Nat. Amer. Village.....	10 min.
Dining Hall to Lake.....	20 min.
STEM to Lake.....	15 min.

(White to Red/Green to Green Trails)





# General Information



## **RESICA FALLS SCOUT RESERVATION**

Is an official camp of the Cradle of Liberty Council, Boy Scouts of America. It is operated for the benefit of registered Scouts and Scouters in accordance with all standards of Scout Camping. Rules for acceptance and participation in the program are the same for everyone without regard to gender, race, color, creed, or national origin. Every precaution is taken to ensure the safety of all campers, and every effort is made to make their stay productive and pleasant. This camping season marks another year of development in our camp. You will find new programs and facilities and you will see many improvements and refurbishments.

***THE CAMP DIRECTOR MAY, FOR VIOLATION OF CAMP POLICIES, DISMISS INDIVIDUALS FROM CAMP.***

**CAMP LEADERSHIP:** It is the policy of the Boy Scouts of America that at least two (2) adult leaders, both of whom must be 21 years of age or older, attend summer camp with your Troop. Ideally, the Scoutmaster is the best choice for camp leader; female units must have at least one female leader. All adults coming to camp must be registered in Scouting and must have completed Youth Protection Training.

**UNDERSTANDING:** The Camp Leader is in charge of the Troop at all times, and is responsible for the conduct of their Scouts. Scoutmasters must know of Scouts who need special attention due to physical handicaps or personal problems (heart disease, excessive shyness, allergies, etc.).

Scouts are expected to be in their respective campsite no later than 10:00 pm each evening and under the supervision of an adult leader. Scouts may only leave their campsite after 10:00 pm when accompanied by an adult leader. In addition, during campwide events, such as meals, campfires and ceremonies, Scouts are expected to be with their troop and under the supervision of an adult troop leader. When Scouts are in the troop campsite, there should always be adult leadership present. At no time should Scouts be in the campsite of another troop without permission/invitation.

**RELEASE OF CAMPERS:** To ensure the safety of all campers, the Cradle of Liberty Council, BSA has enacted the following policy. Any Scout who leaves camp prior to the normal departure time on Friday evening with their unit will only be permitted to leave under the auspices of an adult approved by the parents of the Scout. A Camper Release Authorization form, signed by the parents of the Scout, must be on file in the Camp Office in these cases. This form will list all adults

# General Information (Continued)

authorized by the parents, with whom their child may leave camp. A Scout Leader should escort the Scout to the Camp Office to sign out. If the whole unit is leaving before Friday evening, no forms are necessary; however, please make sure your program commissioner and the camp director are aware of your early departure.

**LAW OF THE CAMP:** Is the Scout Law. Simple yet all inclusive.

**DAMAGE TO CAMP PROPERTY AND EQUIPMENT:** The Troop is responsible to pay for the cost of repair. Payment is due before you leave camp.

**BICYCLING:** Bicycles are more than welcome at Resica Falls. Helmets must be worn at all times. Bicycles should not be ridden in camp after dark. Be mindful of the speed you are traveling on your bicycle. Any reckless biking may result in prohibition of riding by your Scout for the remainder of the week.

**CAMP FEES:** An invoice of fees owed will be issued by June 4, 2021, and your full balance must be paid prior to your arrival. This is the minimal amount that must be paid before or at camp, and any discrepancies or changes can be addressed with the Council Camping Department before camp, with the camp director once in camp, or via the refund request form. You can settle up in the camp office beginning Monday afternoon.

***Troop Deposit:***

- \$300 per week.

***Leaders fees are:***

- \$200 per week.
- \$35 per day
- Every unit receives 2 free adult leaders
- 1 additional free leader for each additional 10 scouts after your first 20.

***Scout fees are:***

- \$440 per Scout if unit submits a \$300 deposit in by December 15, 2020.
- \$460 per Scout if unit submits the \$300 deposit after December 15, 2020.

A \$50 deposit per Scout is due March 1<sup>st</sup>. Balance is due May 15<sup>th</sup>. Contact the Council Camping Department to find out about receiving a special price of \$250 for a second week of camp!

***REFUND POLICY:*** Special consideration regarding refunds will be given in 2021 for reasons relating to state precautions, charter organization prohibition, or major parental concerns. Review our refund policies for this and other causes on our '2021 Summer Camp Refund Request Form,' found on

[www.resicafalls.org/important-documents](http://www.resicafalls.org/important-documents).

**CAMPERSHIP PROGRAM:** Campership grants are available to Scouts who are in need of financial assistance to attend summer camp. Camperships (scholarship money) are available for all currently registered CRADLE OF LIBERTY Scouts. Campership awards are applied to the \$460 camp fee. The application can be found in the document library at [www.resicafalls.org](http://www.resicafalls.org). The application due date is April 1st.

**CAMP OFFICE:**

***Hours of Operation***

***Weekdays – Monday to Friday***

9:00 AM to 12:30 PM

1:30 PM to 5:00 PM

7:15 PM to 9:15 PM

***Saturday***

Closed for

Deep Cleaning

***Sunday***

12:35 AM to 5:30 PM

7:15 PM to 9:15 PM

The Camp Office is located in Unami Lodge. The Reservation Director, Program Director, Business Officer, Commissioners and Quartermaster are all also located here.

**2022 SUMMER CAMP SIGN-UP:** Reservations will be accepted for the 2022 summer camping season. A \$300 non-refundable deposit and a Declaration of Intent are required at the time of your reservation.

**CAMP MAPS & DIRECTIONAL**

**INFORMATION:** Maps of camp and local points of interest are available in the camp office.



# General Information (Continued)

---

**CAMP PICTURES:** Because of social distancing requirements, we encourage units to take individual Scout pictures rather than a whole unit group photo. Our commissioners have picked some of the best locations in camp for these individual photos – be sure to look out for signs showing the coolest photo backdrops.

**CAMPSITE INSPECTIONS:** Your Program Commissioner will perform a daily campsite inspection. Inspections will be primarily aimed at checking the following:

1. Cleanliness of latrines and washstands.
2. Conditions of tents.
3. Cleanliness of grounds and trails.
4. Following of all required COVID-19 procedures
5. Safety Hazards and what is being done to correct them.
6. No cars in campsite.

The camp leader is responsible for the health, safety, and cleanliness of their Scouts and the campsite. Verification of daily Scout and leader temperature checks and latrine chart are required for ‘passing.’ Those units that ‘pass’ the inspection will receive special daily recognition.

**CELL PHONE CHARGING STATION:** Two cell phone charging stations will be available this year. One will be located on the porch of Unami Lodge. The others will be located on the porch of the STEM Center. Keys will be available in the Camp Office. A \$5 security deposit will be required for each locker key, and will be refunded upon return of the key to the Camp Office. The individual is responsible for providing their own charger and cable.

**COMMISSIONER SERVICE:** A Program Commissioner will be in charge of an area in camp consisting of three to four Troop sites. They will be prepared to give assistance to your Troop as well as some of your neighboring Troops. They will offer any help needed in programming, organization of activities, or any Scouting problems you might have. Their primary job is to help you to help your Troop. This can be done by giving information, informal meetings, discussions, references, and demonstrations to your Troop leaders. Our Program Commissioners want to assist you, whatever your needs are. Their

goal is to provide the greatest possible service to insure that your campers do not miss any activities the camp has to offer and that your week in camp is a successful one.

**C-PAP MACHINES:** Most campsites do not have electricity. If you use a C-PAP machine to sleep during the night, we suggest a rechargeable battery pack to power your C-PAP machine. You may recharge the battery at the Quartermaster. Camp has a limited number of these batteries available for rent at a cost \$25 a week.

**COVID-19 PROTOCOLS:** Resica Falls is committed to running a safe and exciting camping experience for each of our campers. Violations and breach of protocol will be taken with the utmost level of seriousness. Failure to comply with protocols will result in individual Scouts, adult leaders, or possibly even an entire unit being sent home from camp. Refunds will not be issued.

## **DINING HALL:** *Meal Times:*

Breakfast Gold 7:15-7:40 am  
Lunch Gold 12:15-12:40 pm  
Dinner Gold 5:15-5:40 pm

Breakfast Green 7:50-8:15 am  
Lunch Green 12:50-1:15 pm  
Dinner Green 5:50-6:15 pm

Breakfast Purple 8:25-8:50 am  
Lunch Purple 1:25-1:50 pm  
Dinner Purple 6:25-6:50 pm

## **DINING HALL PROCEDURES OVERVIEW:**

The Dining Hall is located in the center of camp near the parade grounds. Meal times are as listed above. Seating for meals will be socially distanced, with units being seated in the Dining Hall, on the porch of the Dining Hall, or in two outdoor canopies outside the Dining Hall. Meal times and unit dining location will be assigned during your first step in the Check-in process.

# General Information (Continued)

---

All meals will be served cafeteria style/grab-and-go. **NO WAITERS WILL BE REQUIRED.** As each seating ends, Scouts are expected to dispose of their own trash and return their tray for cleaning. The 10 minutes between each meal is imperative for cleaning and sanitizing the Dining Hall, so promptness in unit arrival at the start of a meal is a must. Further instructions will be provided during check-in and during your unit's Dining Hall orientation.

**MEAL TIME PROGRAM:** Many important program aspects have traditionally been included during each meal. Grace, program messages, songs, and cheers are an important part of Scout camp and will still be implemented throughout the day via daily newsletters and loud speaker announcements, and at morning and evening colors.

**FOOD REQUISITIONS:** Special treats for purchase such as watermelons, cakes, etc. or food to be cooked outside the Dining Hall for campsite meals or while on outpost **MUST** be ordered at least 24 hours in advance of the time you need them. Orders may be placed with your Program Commissioner or at the Camp Office by filling out a Food Requisition Form. If payment is required, it must be made at this time. Questions regarding this process may be directed to the Camp Office or through your Program Commissioner.

**DIETARY RESTRICTIONS:** Please notify our head chef regarding any special dietary needs at least one week before your arrival to camp. This includes any food allergies. Because of the nature of meal preparation and serving this year, individuals requesting special diets will be locked into that special menu for their entire stay in camp. An online form will be located at [www.resicafalls.org/food-and-nutrition](http://www.resicafalls.org/food-and-nutrition).

**DOUBLEKNOT:** We use an online merit badge and advancement registration system. Each troop should appoint one leader or parents to be their Double Knot registrar. Detailed instructions regarding Double Knot can be found at [www.resicafalls.org/important-documents](http://www.resicafalls.org/important-documents).

**EMERGENCY PHONE SERVICE:** An emergency phone line is located in the Camp Office (or Health Lodge when the office is closed). If the outside world needs to contact a person in camp they should call (570) 223-8312 and the message will be delivered. This is an emergency line.

**EQUIPMENT IN GENERAL:** Your troop should bring sufficient Scoutcraft equipment, cooking gear, hiking equipment, troop and patrol flags, American flag, and any other equipment you might need for your program. Keep in mind that if you have Scouts participating in an overnighiter, you will need to provide the tents for them to use. We have limited amounts of equipment for those who do not have what is needed.

**FEE PAYMENTS:** The camp office will receipt all monies for camp fees, Order of the Arrow, and guest meals.

**FIREWOOD:** Due to the threat of invasive species and insects, unit are prohibited from bringing their own firewood to camp. There is adequate downed wood on the reservation to provide for campfires. Limited spilt wood is also available for purchase for \$45.

**FIREWORKS:** They are prohibited in camp.

**FLAG CEREMONIES:** Reverence for the country and respect for the flag is emphasized at Resica Falls. Troops should be encouraged to attend Flag Raising at 8:55am, following Breakfast Purple. A formal Retreat Ceremony (colors) is held at 6:55pm each day for all troops. Troops are encouraged to provide color guards. Important program messages will be delivered at colors.

**FOOD SERVICE:** We have a superior food service company that prepares all of our meals. The summer menu as well as contact information for the company can be found at [www.resicafalls.org](http://www.resicafalls.org). Accommodations for food allergies can be handled through our food service company. An online form is available at [www.resicafalls.org](http://www.resicafalls.org).



# General Information (Continued)

---

**HAZING AND INITIATIONS:** Hazing and initiations violate Youth Protection Policies and do not belong in a Scout Camp. Scout leaders will see to it that all new campers are properly oriented and assisted in getting the most out of their camping experience.

## HEALTH LODGE

### *Hours of Operation:*

Emergencies: 24 Hour

Medications: 8:55am and 6:55pm

Located in Bear Lodge across from the pool.

Please report all injuries and health problems. We are required to record all injuries that occur on camp property, NO MATTER HOW SMALL. If the Health Officer is not in the Health Lodge, their location and phone number will be posted. **Any individual exhibiting symptoms of COVID-19 should be brought to the Health Lodge for evaluation and/or quarantining immediately.**

**ICE:** Ice is available for purchase at the Camp Office. Ice is only available in the Dining Hall for Troops participating in the patrol cooking option.

**LATRINES:** Latrines must be cleaned daily by the unit. Cleaning instructions will be posted and provided in your Welcome Packet. **Latrines will also be sanitized once a day by Resica Falls Staff Members. A cleaning chart will be posted for both units and staff to verify that cleaning and sanitizing has taken place daily.**

**LIQUID FUEL:** Liquid fuel lanterns and stoves are permitted only under trained adult supervision. Fuel must be stored in a secure area on the campsite. We recommend battery lanterns. Propane lanterns and stoves may be used when underwriter approved cylinders are used. Caution: If refillable containers are used, they should be tested regularly. Units are responsible that empty containers are disposed of properly with your unit's trash.

**LITTER:** Please do not litter and do your good turn by helping pick up litter should you see any. Let's all work together to keep Resica Falls clean. Be sure to join us in our recycling effort.

**LOST AND FOUND:** Articles found should be deposited at the Camp Office. Likewise, articles lost may be inquired about at the same place. Unclaimed articles will be disposed of at the end of the week. ***We do not accept any responsibility for valuables lost or stolen.***

**MASKS (Updated 5/24/21):** As part of our continually evolving response to COVID-19, Resica Falls will adopt the following personal mask guidelines for the summer of 2021. Masks will be required indoors, in public areas such as campfire, flag ceremonies, and programs, and anywhere where social distancing is not possible. When six feet of social distancing is possible, masks are not required. Campers should bring several masks for their stay in camp. Additional masks will also be available for purchase in the Trading Post. Units are encouraged to also bring disposable masks for use as needed throughout the week.

**MAIL:** Our camp has a daily mail service. Mail goes out approximately 11:00 am, and will be available for pick up at the camp office after 3:00 PM everyday. Mail should be addressed to campers and leaders in camp as follows:

Scout's Name / Troop #

Campsite Name

Resica Falls Scout Reservation

1200 Resica Falls Rd

East Stroudsburg, PA 18302

**MAINTENANCE:** Tents, cots, tent platforms, and other such equipment are expensive to replace. Care for them as you would your own property. Small rips in cots and tents should be reported immediately. When camp property is damaged, a charge will be made to cover the necessary repairs or replacement. In wet weather, guy lines on all tents should be loosened, because rope and canvas shrink when wet. If rain is of long duration, continual loosening is essential. Tent flaps should be rolled inward each day, if weather permits. This allows visible control of the site, as well as airing out the tents.

# General Information (Continued)

---

**OUT OF CAMP TRIPS:** If a Scout or Leader is leaving camp, they must stop by the Camp Office and sign out in the Camp Register. A Scout who leaves camp prior to the normal departure time on Friday will only be permitted to leave under the auspices of an adult proved by the parents of the Scout in writing. If a group of Scouts and Leaders are leaving camp for an off-camp trip, the unit must file a Trip Plan. Upon return, individuals should sign in at the Camp Office. All returning campers must have their temperatures taken.

**PERSONAL EQUIPMENT:** Your Scouts should have a list of all material and equipment they bring to camp and have them check off items as they prepare to leave camp for home. Mark items with name and Troop number. Parents will be happy when their Scouts return home with all their original equipment. Make sure that your Scouts do not bring along too much money or valuable items, and that all money be locked up for safe keeping. *We do not accept any responsibility for valuables lost or stolen. Do not bring any valuables to the pool.*

**PETS:** Sorry, Pennsylvania will not permit pets in camp by campers or leaders.

**PROBLEMS:** Do not let little problems grow. Address problems in camp as soon as you become aware of them. Consult your Program Commissioner for assistance.

**PROHIBITED:** All forms of alcoholic beverages, illegal drugs, depressants, stimulants, and sheath knives in any form are prohibited. Violators, whether Scouts or adult leaders, will be asked to leave camp. Non-alcoholic beer may encourage underage or irresponsible use of alcoholic beverages. Please do not bring or allow use of non-alcoholic beer.

**QUARTERMASTER:** The Camp Quartermaster is located at Unami Lodge. Items necessary to clean your campsite latrine and do camp improvement projects are available at the Quartermaster. The Troop is responsible for the return of all items checked out in clean, working order. All items

check out are to be returned before departing on Friday evening. If a member of the Quartermaster staff isn't present, a member of the Office Staff will be happy to assist you.

## ***Hours of Operation:***

- Sunday: 7:15 PM - 7:45 PM
- Monday - Friday Mornings 8:15 - 9:15 AM
- Monday - Friday Evenings 7:15 - 7:45 PM
- Saturday: Closed for Deep Cleaning

**RECYCLING:** Each campsite has a recycling container to collect aluminum and plastic recyclables. We ask all Troops to empty these into the recycling dumpster behind the Dining Hall. Thanks for helping us recycle!

**RELIGIOUS SERVICES:** We suggest that you and your Scouts fulfill your religious obligations before arriving in camp. An All-Faith Scout Vespers will be held Wednesday evening. Make sure to invite the Pastor, Priest, Rabbi or Chaplain of your institution to visit camp. We are happy to support services for any faith, as requested.

**RIFLES AND ARCHERY EQUIPMENT:** Please note the following policy statement: Our camp provides all firearms and archery equipment. Individuals may NOT bring rifles, shotguns, or archery equipment into camp. NO ammunition of any kind may be brought into camp.

**SEEK PROGRAM:** New for 2021, the SEEK Program is focused on preparing the next generation of camp staff. SEEK replaces our traditional CIT program with a three-week immersive program designed around targeted skill development and personal growth. Scouts between the ages of 14 and 16 will work with our dedicated staff to hone the skills needed to be a great leader, both in camp and in their units. Find at more at [www.resicafalls.org/seek](http://www.resicafalls.org/seek).

**SHOWERS:** Showers for all campers and leaders (both male and female) are located in the shower houses at the Pool and at the Great Bend.



# General Information (Continued)

---

**SLEEP:** Particular emphasis is placed upon providing every Scout with nine hours of sleep every night. This is necessary if they are to enjoy an active program and get the most from their stay in camp. It is the responsibility of the Scoutmaster and other Troop leaders to see that their camp site is a courteous one. Rowdiness, and loud talking after taps and before reveille will not be tolerated.

**SMOKING:** Leaders who smoke are reminded that **SMOKING IS NOT PERMITTED IN BUILDINGS OR TENTS**. Additionally, please refrain from smoking in the Program Areas. Smoking is only permitted in designated smoking areas. All cigarettes and tobacco must be disposed of properly. We ask that smoking not be done in front of Scouts. The same policy applies to electronic cigarettes, smokeless tobacco, and any form of vaping as well.

**SPECIAL NEEDS:** All special accommodations should be made with the Camp Director prior to arriving in camp.

**TEXTING SERVICE:** We offer a text message alert system where the camp administration will issue emergency alerts, weather warnings or program updates. There is no additional charge for this service, but regular texting rates do apply. Please provide the name, troop number and cellphone number of any leaders you wish to receive these alerts at Sunday Check-in.

**TELEPHONE/CELLPHONE:** For emergency calls, a camp leader should report to the camp office. Incoming calls for Scouts and Leaders should be for emergencies only. Messages will be put in your unit mailbox. Urgent messages will be delivered to the site. Any Scout needing to make a call should have one of their camp leaders with them.

Resica Falls assumes no responsibility for the loss, damage or misuse of cell phones including overuse, exceeding plan limits or use by unauthorized persons. No cell phones should be taken into the showerhouses under any circumstances.

**TRADING POST:** Located across from Unami Lodge, the Camp Trading Post offers all your summer camp needs. The Camp Trading Post is stocked with merit badge and program supplies, camp souvenirs, commonly forgotten necessities, postages stamps, and snack food items. **Because of social distancing requirements, only a limited number of people will be permitted in the Trading Post at a time.** Cash, Check, VISA, MasterCard, Discover, American Express accepted. Hours of Operation are posted. In addition, be sure to check out our online trading post at [www.resicafalls.org/tradingpost](http://www.resicafalls.org/tradingpost)

**TRASH:** All trash generated in the troop site must be disposed of by your Troop. The Troop should send two Scouts with your trash to the dumpster. The dumpsters are located behind the Dining Hall.

**TROOP ROSTER:** Fill out completely, listing all your campers, Scout and adult, in alphabetical order, giving name, address, zip code, and telephone number. Make sure all are registered with the Boy Scouts of America. Submit your roster electronically on the official Resica Falls template one week before your arrival in camp. Our official roster template will be available on the Important Documents page of [www.resicafalls.org](http://www.resicafalls.org)

**TWO-WEEK CAMPING UNITS:** There will be no charge for food used during the normal changeover time at the Dining Hall. Troops requiring food during the changeover should be prepared to cook. Staff is limited during this period. A troop must provide their own program during the changeover period.

# General Information (Continued)

**UNIFORM:** The full Scout uniform, correctly worn, is proper at any time, but essentially required for the evening meal, retreat, campfires, and some other evening activities. Scout shorts and t-shirts are recommended for day time wear. Some Scouts may not have a uniform, through no fault of their own, and we must note that a uniform is not a prerequisite for attendance at camp. Shoes or some type of adequate foot gear must be worn at all times as a matter of safety, especially to prevent puncture wounds which could prohibit swimming. Water shoes (foot gear which can get wet to prevent injury while in the lake or creek) will be needed for a variety of camp activities. Old sneakers are acceptable water shoes.

**UNIT SITE CAPACITY:** Each camp site has a definite size regarding camper capacity. This is done to accommodate small and large units alike. Because of social distancing requirements and maximizing the space that is available to us, site assignments will at the discretion of the Camp Director. Scouts and leaders alike will sleep **one per tent**.

**VEHICLES:** No vehicles are allowed in the campsites. Arrangements must be made in advance with the Camp Director for any physical limitations. Each unit will receive 1 parking spot at the top of the hill near the Trading Post. All other vehicles should be parked in the Fisherman's Parking Lot.

**VISITORS:** All visitors must sign in at the camp office immediately upon arrival. They must turn in the COVID-19 Screening Form when signing in at the office. Their temperature will be taken at this point. Visiting Scouters desiring meals at the Camp Dining Hall can be accommodated if the camp is notified 24 hours in advance. Only a limited number of visitors can be accommodated. **The Camp Director retains the right to prohibit visitors in camp.** All visitors must sign out at the camp office when leaving.

The camp will not conduct an organized camp visitors night. Your troop is encouraged to caution parents and guest from coming to camp throughout the week.

The cost for guest meals is \$15.00.





# Sunday Checklist For Camp Leaders

Welcome to Resica Falls Scout Reservation! To help your check-in go smoothly and quickly, please carefully read the list below. Before coming to camp be sure to:

Have a current Official BSA Annual Health and Medical Record for each Youth and Adult Camper. Medicals will be returned. We will accept a copy. Be sure to keep the originals for your records. Use of the most current edition of the medical form will help with the medical re-check process, and save valuable time, should someone require medical assistance.

## CHECK FOR:

- ☐ BSA Annual Health and Medical Record, Parts A, B, & C.  
Mandatory for each Scout and Leader with Parents' signature and Medical evaluation signed by a certified Healthcare Provider with-in twelve (12) months preceding the last day of your week at Camp. No one will be classified for swimming until the Medical Re-check is completed. No physical examinations can be done at Camp. This MUST be done before arrival in Camp; otherwise, the Scout or Scouter must return home. Only one copy needs to be brought to camp.
- ☐ COVID-19 Screening Form for each Youth & Adult Camper, as well as all drivers.
- ☐ Drug Administration Record Forms 2 copies for everyone.
- ☐ Unit Medication Storage Release Record for units wishing to distribute their medications in the site.
- ☐ Make a list of any medications to be turned in to the Camp Health Lodge during medical re-checks for your records.  
Troop # - Name of Scout - Name of medication - Time(s) to be taken.
- ☐ Have copies of receipts for all prior fees paid.

*A Camp Staff Member will instruct all drivers on procedures for unloading of passengers and Troop gear when you arrive.*

## Your First Day At Resica Falls

**TRAVEL:** Please use the enclosed map for directions to Resica Falls Scout Reservation. Please note, CDC travel guidelines may call for parents to drive their individual Scout(s) to camp.

**RESICA ELEMENTARY SCHOOL:** You are required to meet at the Resica Elementary School as the first step of your Check-in process. Many key aspects of Check-in will be taking place at the school. You should arrive at your assigned check-in time, and if possible, together as a unit. Please remain in your vehicles until instructed otherwise. Temperature checks will be taken for everyone, including drivers, and COVID-19 Screening Forms will be collected. You Camp Leader will meet with members of the Camp Leadership Team; have all necessary paperwork ready, including your medical forms, and specialty program permissions slips (Cowboy Action, COPE, and ATV). The address of Resica Elementary School is 1 Gravel Ridge Road, East Stroudsburg, PA 18302.

**MEDICAL RE-CHECK:** These will also take place at the Resica Elementary School. All Scouts and Scouters remaining in camp will receive a Medical Re-Check where your medical forms will be reviewed. A lock box for in-site medication storage will be given to the camp leader at this time; medications to be stored in the Health Lodge will be collected back in camp. Once medical re-checks are complete, your unit will return to your vehicles and wait instructions to proceed to camp.

**UNLOADING POINT:** Upon leaving Resica Elementary School, you will travel to camp and be greeted by your Camp Staff Guide at the unloading point outside Unami Lodge (Camp Office). Your unit's gear will be unloaded from vehicles to be transported to your campsite. Parent drivers are encouraged to remain in their vehicles during the unloading process. All vehicles once unloaded should be moved to the appropriate parking lots, and those not staying overnight in camp should head home.

# Your First Day in Camp (Continued)

---

**CAMPSITE INVENTORY:** Your Camp Staff Guide and one Adult Leader will, upon arriving at the Campsite, take note of the types, quantity, and condition of all Camp equipment. Please indicate any damage of this equipment at that time, since any damage found during checkout on Saturday will be charged to the Unit. If any additional tents, cots, etc. are needed, your guide will make note of this on the inspection form, and the quartermaster will be informed.

**DINING HALL ORIENTATION:** After your campsite has been inspected, the unit should quickly change into bathing suits, shirts, and shoes, and proceed with the Camp Staff Guide to the Dining Hall for our Dining Hall Orientation. This piece of check-in is more important than ever this summer with multiple changes occurring in our dining procedures. At this time, your unit will learn which dining location specifically you'll be seated in, and important logistics related to meals and cleaning. **NOTE:** If your unit completed your swim test before camp, swimwear is not required.

**SWIM TEST:** Your Troop should wait outside the pool area until given directions from the Aquatics Staff. There you will be given an aquatics orientation and will then take a swim test to determine your swimming classification. **PLEASE NOTE:** To expedite the check-in process, we suggest that your Troop conduct the swim test prior to arriving at Camp. Forms are available in the document library at [www.resicafalls.org](http://www.resicafalls.org). Once completed, scan and email the form to [swimtest@resicafalls.org](mailto:swimtest@resicafalls.org). Providing your swim test electronically is imperative in ensuring buddy tags are prepared before you arrive.

**TOUR:** If this is your first time at camp, and time permits, ask your Camp Staff guide for a tour of camp

# Your First Day Schedule — Sunday

## TIME

12:30 – 4:40pm	Troop Arrival at assigned times Medical Re-Checks Unloading & Site Inspection Dining Hall Orientation Swim Tests
5:15 - 5:40pm	Dinner Gold
5:50 - 6:15pm	Dinner Green
6:25 - 6:50pm	Dinner Purple
6:55pm	Campwide Retreat Ceremonies (Colors)
7:00pm	Camp Leaders' Meeting at Campcraft Amphitheater
8:45pm	Opening Campfire at the Richards Arena
10:00pm	Taps



# Your Last Day at Camp — Friday

Because of protocols related to COVID-19, check out and departure from Resica Falls will take place on Friday afternoon and evening for the summer of 2021. Rest assured, no program is being short-changed or opportunities lost. We feel in order to serve our units to our best ability, more time is needed during the traditional change-over period to ensure proper sanitation and cleaning between sessions of campers. Take note of the schedule below and plan transportation accordingly.

## **SCHEDULE (Updated 5/24/2021)**

12:15-1:50pm	Lunch Gold, Green and Purple
2:00-2:45pm	Packing Time
2:30-3:30pm	Blue Card Reconciliation & Check Out at the STEM Center
3:00-3:45pm	Closing Ceremony at Richards Arena
4:15pm	Camp Staff Guides Meet Units Back at Site Runners Sent to Pick-up Food at Dining Hall
4:30-7:00pm	Unit Departure

## **NOTES**

- Sign-up for next year's camping experience at any point throughout your stay in camp.
- Be sure to handle all outstanding balances, including Trading Post tabs, at the Camp Office by 12:00pm on Friday.
- At the Blue Card Reconciliation, medicals and medications will be available for pick-up, as well as patches for the week. You will have the opportunity to turn in your evaluation for the week while also meeting with area directors to handle any merit badge discrepancies.
- Any drivers arriving in camp on Friday afternoon for the trip home will have their temperatures taken at the White House and will need to submit a COVID-19 Screening Form – even if they submitted one as part of check-in on Sunday.
- A box dinner will be provided to all Scouts, leaders, and any additional drivers. Meal selections will be submitted to your Camp Commissioner earlier in the week.
- We encourage those units traveling furthest, anyone being transported home by bus, and anyone with travel restrictions because of religious beliefs to plan for departure at 4:30pm, promptly. We ask that those units with shorter travel times wait until at least 5:30pm until departure. Our goal is to have everyone home safely as early as possible. Departure logistics will be handled through your Camp Commissioner.
- Because of COVID-19 related procedures and cleaning protocols, only those units attending Resica Falls for two consecutive weeks will be permitted to remain in camp over the changeover period.
- A unit leader should remain in the site until all Scouts have departed camp.



# Health & Safety

It is the policy of the Boy Scouts of America as stated in the “Guide to Safe Scouting,” the National Camp Accreditation Program/National Camp Standards, and other official publications of the BSA that these guidelines apply to all camp activities. In addition, council, local, and state standards also apply. In the midst of a global pandemic, Resica Falls is fully committed to ensuring the safety of all its campers, leaders, staff, and guests. As such, policies may change following the publication of this guide.

Everyone in camp has a responsibility to protect the health and safety of everyone else. One uninformed or careless person can, in a moment, destroy the health and safety of the entire camp!

**BUDDY SYSTEM:** Use of the Buddy System is strongly recommended for ALL activities.

**MEDICAL SERVICE:** The Camp Health Lodge is prepared to handle camp illness and accidents. Emergencies will be handled at all hours, day or night, at the Camp Health Lodge. Should hospitalization be necessary, we have arrangements with local ambulance services and local hospitals. Any camper who leaves camp for medical reasons **MUST FIRST CHECK OUT AT THE CAMP OFFICE.**

**HEALTH AND MEDICAL RECORDS:** All Scouts and Leaders must bring to Camp a complete BSA Annual Health and Medical Record, and must be re-checked by the Camp Health Officer. Only use of the current edition of the official BSA Annual Health and Medical Record will be accepted; this assists the Camp Health Officer in obtaining vital information, should someone require medical assistance. An AHMR is valid through the end of the 12th month from the date it was administered by your medical provider. For example, a physical administered March 3, 2019, would be valid until March 31, 2020.

**HEALTH SURVEILLANCE:** The unit leader must monitor the health of each Scout while at camp. Please do not let a small problem get out of hand due to lack of attention. Be on the lookout for skin irritations, ivy poison, ticks, dehydration, etc. at all times. Be alert that some Scouts change their toilet habits at camp. We must watch for changes in a Scout’s physical appearance and activity level. Should any Scout or leader exhibit symptoms of COVID-19 at any time during your stay, they should report to the Health Lodge immediately for quarantining. **IT IS THE RESPONSIBILITY OF THE UNIT LEADER AND THE SCOUT TO REPORT ANY INJURIES, ACCIDENTS, OR ILLNESS TO THE HEALTH LODGE!**

**DAILY TEMPERATURE CHECKS:** Upon arrival for check-in, the temperature of each Scout, leader, and driver will be taken by members of the Resica Falls Staff. Any individual temperature above 100.0°F will **result in all participants in that car being sent home, no exceptions.** Monday-Friday, it will be the responsibility of the unit to take each Scout’s and leader’s temperature each morning before arrival at your assigned Breakfast seating. **Any individual temperature above 100.0°F will result in that camper – youth or adult – being sent home from camp, no exceptions.** Completion of this should be noted on your unit’s Campsite Inspection Chart for review by you Program Commissioner.



# Health & Safety (Continued)

---

## **INSURANCE:**

Each council carries insurance that provides coverage for their members while participating in Scouting programs. Accident & Sickness Insurance Plans provides medical payments subject to the plan details and limits of the coverage.

This plan is an excess insurance plan meaning that it will pay all the eligible expenses incurred from a covered accident or sickness not paid by any other collectible insurance or pre-paid health plan in-force for you or a dependent child(ren). If no other collectible insurance or pre-paid health plans are in effect at the time of the loss, this plan will pay all eligible covered expenses up to the plan limits. There is no deductible under this plan.

Contact your local council for additional coverage information and the appropriate forms to be completed if a Scout is injured as part of a BSA outing.

**MEDICATIONS:** Medications can be administered in one of two ways at Resica Falls. It is the unit's decision how they want medication to be stored and distributed.

- 1) Medication for your entire unit will be stored in a secure, camp-provided lock box in your own campsite. Units participating in this option must complete a Medication Storage Release Form.
- 2) Medication will be stored in the camp Health Lodge. An adult leader from your unit **MUST** accompany any Scout coming to the Camp Health Lodge for medications.

All medications should be in original containers, placed in a zipper plastic bag, and labeled with the camper's name and unit. Any medications requiring refrigeration will be stored in the Health Lodge, and will be administered there. We encourage units to distribute all medications in their site.

# Medical Form Instructions

The following forms must be turned in for each Scout and leader upon arrival. A copy of your unit roster, submitted in advance, will remain with these forms and be returned to you before departure on Friday. All forms are available for download from the Important Documents page of [www.resicafalls.org](http://www.resicafalls.org)

## 1. Annual Health and Medical Record (BSA Form 680-001)

**(Every person needs this form)**

- This form is required for everyone and all three parts (A, B, & C) must be completed.
- Part A must have signatures with-in twelve (12) months preceding the last day of your week at Camp.
- Part C - An AHMR is valid through the end of the 12th month from the date it was administered by your medical provider. For example, a physical administered March 3, 2019, would be valid until March 31, 2020.

### *Please Note:*

- No one is allowed to remain at Camp without a current Annual Health and Medical Record Form.
- No physicals are done at Camp.
- No swim tests will be given without a current medical form and a re-check by Camp personnel.
- Only one copy for each person is required.
- Photocopies, not originals, are recommended.
- To speed check-in — Put in alphabetical order by last name, staple multi-page forms together.

## 2. Drug Administration Record Form (COL Form - Version 4/16)

One copy of this form will remain with each person's AHMR at the Health Lodge, and one copy will remain with each participant's medications, whether they are stored in the campsite with the unit or in the Health Lodge.

## 3. COVID-19 Screening Form (COL Form - Version 6/21)

- Each Scout, leader, and driver arriving to camp must complete this screening questionnaire before departing for camp.
- These will be collected during check-in as each individual's temperature is taken.
- Any individual arriving to camp after the normal Sunday afternoon check-in period will turn this form into the Camp Office when they sign-in and have their temperature taken.

## 4. Unit Medication Storage Release Form (COL Form - Version 5/13)

- This form is to be completed by only those units who will be storing and administering their units medication in their own campsites. Units that will be storing all medication at the camp Health Lodge don't need to complete this form.
- The Camp Health Officer will collect this form when they provide your unit with their medication storage container.

# Camp Emergency Procedures

**\*\*Resica Falls is still updating our emergency procedures to comply with COVID-19 guidelines and restrictions. Once these become available, we will publish them separately on our website. Until that time, please refer our current emergency procedures that contain some viable information and help tips regardless of the situation.\*\***

**ACCIDENTS AND INJURY:** All injuries should be reported to the Camp Health Lodge. It is always a good idea to have any injury, no matter how small, checked out by the Camp Health Officer. Should hospitalization be necessary, we have agreements with local ambulance services and local hospitals. Any camper who leaves camp for medical reasons **MUST FIRST CHECK OUT AT THE CAMP OFFICE**

## **MAJOR ACCIDENTS AND EMERGENCIES:**

The Camp Director is to be notified immediately, or in his absence, the Assistant Camp Director or Program Director. Present all facts known. Do not make statements to any outside groups, and refer all inquiries from the press to the Camp Director and/or the Scout Executive.

**SEVERE STORMS:** In the event of a severe storm, everyone will be notified and further instructions will be provided.

## **ACTIVITIES DURING HIGH TEMPERATURES:**

1. Adult Leaders should keep a close watch on Scouts for signs of heat exhaustion.
2. Instruct Scouts to limit or modify physical activity. Strenuous activities should not be permitted.
3. Encourage Scouts to stay in well ventilated and shady areas.
4. Encourage Scouts to drink large quantities of water.
5. Be alert for other instructions from the Camp Director.

## **LIGHTNING AND HIGH WATER:**

1. All aquatic and climbing activities will be suspended during a lightning

or thunder storm. If you are on a river trip or at the lake, return to shore and comply with the following:

- a) Secure canoes, boats, or other aquatic crafts.
  - b) Seek shelter indoors or in a low area away from solitary trees, rock formations, high ridges, wire fences, telephone or electric lines or open fields.
  - c) Complete a head count if traveling as a group.
  - d) Stay in place until lightning or thunder has completely passed.
2. During high water periods, the Camp Director, Program Director or Ranger will notify units and suspend water activities. If your unit is on a river trip and conditions change to very fast or high water, return to shore and comply with the following:
    - a) Secure all canoes, boats, or other aquatic crafts.
    - b) Seek ground safely away from the waters' edge and high enough from any rising waters.
    - c) Complete an accurate head count.
    - d) Notify camp of your location and stay put until picked up.

**Lightning Safety:** As written in the "Guide to Safe Scouting."

- In a thunderstorm, there is no risk-free location outside. The National Weather Service recommends that when the "Thunder Roars, Go Indoors! The only completely safe action is to get inside a safe building or vehicle." When no safe building or vehicle is nearby, use the following to reduce risk. Avoid open fields, the top of a hill, or a ridge top. Spread your group out 100 feet from each other if possible. Stay away from tall, isolated trees, flag poles, totem poles, or other tall objects. If you are in a forest, stay near a lower stand of trees. Stay away from water, wet items (such as ropes), and metal objects (such as fences and poles). Water and metal are excellent conductors of electricity.

## **Lightning Safety Rules**

- Under the Program Director's discretion the Pool, Lake, Rifle Range, Archery Range, ATV Course & COPE will close at the first sound of thunder or sight of lightning. They will resume 30 minutes after the last instance of thunder or lightning.



# Camp Emergency Procedures (Continued)

---

- Stay away from open doors and windows, fireplaces, radiators, stoves, metal pipes, sinks, and plug-in electrical appliances.
- Don't use hair dryers, electric toothbrushes, or electric razors.
- Don't take laundry off the clothesline.
- Don't work on fences, telephone lines, power lines, pipelines, or structural steel fabrications.
- Don't handle flammable materials in open containers.
- Don't use metal objects, such as fishing rods and golf clubs. Golfers wearing cleated shoes are particularly good lightning rods.
- Stop tractor work, especially when the tractor is pulling metal equipment, and dismount. Tractors and other implements in metallic contact with the ground are often struck by lightning.
- Get out of the water and off small boats.
- Stay in the car if you are traveling. Automobiles offer excellent lightning protection.
- When no shelter is available, avoid the highest object in the area. If only isolated trees are nearby, the best protection is to crouch in the open, keeping twice as far away from isolated trees as the trees are high.
- Avoid hilltops, open spaces, wire fences, metal clothesline, exposed sheds, and electrically conducted elevated objects.
- Approved lightning structures are marked around camp. They include the Shop, the Dining Hall, Bear Lodge, the Pool Showerhouses, the STEM Center, and Unami Lodge. These may be used at the discretion of the unit leaders.

**FLOODING:** Seek high ground and shelter, if possible, immediately. In case of a flood warning, we will keep you posted so that evacuation can take place if necessary.

**LOST CAMPER:** Troop leaders should be aware of approximate locations of all Scouts at all times. Periodic head counts are advised. If a Scout is found missing following a search of the campsite, inform the Camp Office. If necessary, the entire camp will assemble to begin a systematic search.

**LOST SWIMMER:** A Buddy Check will be called. Each swimmer will sit on the edge of the pool, holding his/her buddy's hand raised up. A visual check of the bottom will be made. A count will be taken to see that the buddy tags on the buddy board

agree with the actual number of swimmers in their respective swimming areas. If a tag is on the board, and the swimmer is not at the pool, a runner will be sent to his Campsite. If not found, the Lost Camper Procedure will begin.

A) Capsized Boat: If a boat is capsized and no Scouts are in sight, the Lake Director will notify the Aquatics Director and Camp Director. The Director will begin Lost Camper Procedures as all other program areas are closed and the staff reports to waterfront for Lost Bather Search.

B) Missing Boat: If a boat has not been checked in and the buddy tags are still on the board, the Aquatics Director and Camp Director will be notified immediately. The camp will begin Lost Camper Procedures.

**FIRE:** Follow "What To Do In Case Of Emergency" procedures. If you see a fire, report it to the Camp Office or notify a staff member. Keep campers away from the fire area.

**CHILD ABUSE:** Scout leaders should keep a close watch on Scouts for signs of abuse. In the state of Pennsylvania, any youth-serving adult is considered to be a mandated reporter. If any form of child abuse is suspected, it must be reported to the state of Pennsylvania via Childline. In addition, it must be reported to the Boy Scouts of America via the Scout First Helpline (page 24). Notify the Camp Director and additional instructions given.

**EMERGENCY TELEPHONE NUMBERS:** Every telephone that is capable of dialing out of Camp will have posted a printed list of local police and fire departments, hospitals, State Police, Ranger's home, Council Physician, Council Executive Personnel, and the National BSA Headquarters.

**HAZARDOUS CHEMICAL SPILLS:** In the event of a chemical spill, contact the Camp Director IMMEDIATELY. Close off the area around the spill. Do not attempt to clean up the spill. Wait for the Directions of the Camp Director.

**OTHER:** Treat any other emergency not covered with common sense, taking appropriate action, using guidelines listed above. For any contingency not covered and in question, contact the Camp Director only.

# What To Do In Case Of Emergency

**\*\*Resica Falls is still updating our emergency procedures to comply with COVID-19 guidelines and restrictions. Once these become available, we will publish them separately on our website. Until that time, please refer our current emergency procedures that contain some viable information and help tips regardless of the situation.\*\***

## **DURING THE HOURS BETWEEN REVEILLE(7:00 AM) AND TAPS(10:00 PM):**

1. SIGNAL: Continuous sounding of the siren.
2. UPON HEARING THE ALARM, ALL SCOUTS AND LEADERS ARE TO REPORT TO THE PARADE FIELD. ASSEMBLE IN COLORS FORMATION. THE CAMP DIRECTOR OR PROGRAM DIRECTOR WILL TAKE A HEAD COUNT. ALL CAMPERs AND LEADERS MUST BE PRESENT OR THEIR WHEREABOUTS ACCOUNTED FOR. IN A WEATHER EMERGENCY, SUCH AN ASSEMBLY WILL BE IN THE DINING HALL. The following areas will call in with their accounting: Lake, ATV, Native American Village, Shop, COPE, STEM, and Archery.

3. If you are aware of an emergency, report it to the Camp Office immediately. If no one is at the Camp Office then report to the dining hall at mealtime or the staff area at night. State the exact location and nature of the emergency.

## **IF THE SIREN SOUNDS AT NIGHT AFTER TAPS:**

1. The Scoutmaster should count his Troop and send the Senior Patrol Leader and a buddy to the Camp Office to report their count. Further information will be given at that time. Staff will report to the Camp Office.

**NOTE:** Text message alerts will accompany any sounding of the emergency siren, and may serve as a substitute for such sounding if deemed appropriate by the Camp Director. During severe weather emergencies, if a reporting/response is requested, a text message response may prove to be sufficient.

# Emergency Phone List

## **RESICA FALLS SCOUT RESERVATION**

1200 Resica Falls Road, East Stroudsburg, PA 18302  
Camp Office .....570-223-8312  
Emergency .....570-664-0964  
All emergencies.....911

## **CRADLE OF LIBERTY COUNCIL OFFICE – BSA**

Roger S. Firestone Scouting Resource Center  
1485 Valley Forge Road, Wayne, PA 19087  
.....610-688-6900

## **NATIONAL OFFICE – BSA**

1325 Walnut Hill Lane  
P.O. Box 152079, Irving, TX 75015-2079  
.....972-580-2000

## **YPT Issues (Scout First Helpline)**

.....1-844-SCOUTS (1-844-726-8871)

# Equipment Check List — Big Springs Camp

## TROOP EQUIPMENT TO BRING:

- ☐ Your Troop and American Flags
- ☐ Merit Badge Pamphlets (see “Program Guide”)
- ☐ Troop Record Book (for advancement and Scout record)
- ☐ Troop overnight tents (if your troop is planning an outpost)
- ☐ Additional disposable masks for Scouts & Leaders
- ☐ Additional digital thermometers to assist with daily temperature checks
- ☐ Hand Sanitizer for use in Campsite
- ☐ Clothes-marking pen (for those who forgot)
- ☐ Helpful books from your Troop Library - Scout Songbook, nature books, extra Scout Handbooks, Patrol and Troop Activities
- ☐ Assorted hand tools for camp project
- ☐ Cooking equipment for outpost or Cooking Merit Badge participants.
- ☐ Your best troop spirit and enthusiasm

## PATROL EQUIPMENT TO BRING:

- ☐ Your Patrol Flag
- ☐ If your troop is planning to take an overnighter or cooking meals in the campsite, each Scout brings: plate, bowl, cup, knife, fork, spoon & canteen

- ☐ Props for your favorite stunts and skits
- ☐ Your best patrol spirit and enthusiasm

## SUGGESTED ITEMS FOR UNIT LEADER TO BRING:

- ☐ Battery Lantern (Please! No gasoline or pressure kerosene lights)
- ☐ Stapler and extra thumbtacks for the bulletin board
- ☐ Magic marker pens (red, blue, black, and green)
- ☐ Alarm clock
- ☐ Cash box
- ☐ Camp Leaders’ Guide & Program Guide
- ☐ Addresses and phone numbers of parents on vacation
- ☐ Your advancement objectives and Troop program ideas
- ☐ Additional disposable masks for Scouts & Leaders

We suggest all equipment be well packed. The trails to campsites are inaccessible to cars.



# What To Bring To Camp

What you bring to camp is what will keep you comfortable. You need enough changes of clothing to keep you clean. We'll have changes in weather; hot, cold, rainy! Be prepared! Here is a list of personal equipment you should bring. Check it carefully; change it if you see fit.

- ☐ Sleeping Bag or 3 Blankets
- ☐ Poncho or Raincoat
- ☐ Sneakers
- ☐ Comfortable Hiking Boots
- ☐ Complete Summer Uniforms (2)
- ☐ Warm Jacket or Sweater
- ☐ Socks
- ☐ T-Shirts
- ☐ Undershorts
- ☐ Handkerchiefs
- ☐ Swim Trunks
- ☐ Extra Shirts
- ☐ Tough Long Pants (for ATV, Climbing & Shop)
- ☐ Pajamas
- ☐ **Extra Disposable Face Masks to Be Worn Throughout the week**
- ☐ Laundry Bag
- ☐ Backpack
- ☐ Water Bottle
- ☐ Pen, Pencil, Notebook
- ☐ Ground Cloth
- ☐ Toilet Kit Containing: Soap, Deodorant, & Shampoo, Toothbrush & Paste, Comb & Brush, Towels & Washcloth, Mirror
- ☐ Flashlight
- ☐ Scout Knife (NO SHEATH KNIVES)
- ☐ Pillow or Air Pillow
- ☐ Insect Repellent
- ☐ Personal First Aid Kit
- ☐ Medical Form signed and dated by DOCTOR AND PARENT
- ☐ Money for Trading Post
- ☐ Cook kit with: plate/cup/bowl/knife/fork/spoon
- ☐ Materials, costumes, accessories for the theme
- ☐ Water Shoes (Old Sneakers)
- ☐ Scouts BSA Handbook

## PLEASE LEAVE AT HOME

Any valuable devices or items that would be at risk of being lost or damaged. Resica Falls is not responsible for any damaged, lost, or stolen personal equipment. Any other items that could detract from the Scouting atmosphere of camp should be left at home



# Camp Commissioners

This camping season at Camp Big Springs is going to be a busy time for you and your Troop. With that in mind, the Camp Commissioner staff is in place to help you keep things running smoothly and trouble-free. Each Troop will be assigned a Commissioner who will visit your site regularly. Take the time to get to know us. We will be your most reliable link to the rest of the staff. Don't hesitate to bring up any problems or questions you have. We're here to help!

The Commissioner staff is also busy helping you outside of the campsite too! We will, as in seasons past, be offering some Adult Leader Training Sessions to keep you and your other adult leaders well trained in all aspects of camping.

A big hit in past seasons has been our homesickness training, aptly named Home Away From Home

Conflict Prevention. In this presentation, you will learn how to recognize a homesick camper, as well as, the many different ways of dealing with a homesick Scout while at camp.

Senior Patrol Leaders should plan on having a daily SPL Meeting with a member of the Commissioner Staff. This is the absolute best way to get information to your Troop on camp themes, games, and activities. Every Troop is recommended to send a representative to this meeting.

The Commissioners at Big Springs are known for spontaneity, and you might find some more surprises offered once you get to camp. We encourage an open dialog with any and all leaders. If there is anything you may want or need, feel free to ask.

# Troop Morning Pleasures

Each day after breakfast, your Troop is asked to patrol an area of camp, which is determined by the campsite you are staying in to make sure the area is free of all litter. We need your support in keeping Resica Falls clean and green. This service will be rated during your daily Commissioner's Inspection.

SITE	ASSIGNMENT
Bear Paw .....	The trail to the Richards' Arena
Big Trout .....	From the Chapel to the site entrance.
Cayuga .....	The field surrounding Unami Lodge.
Cherokee .....	The Dining Hall half of the Parade Field.
Cheyenne.....	The Pool half of the Parade Field.
Chinook.....	The area in back of the Dining Hall.
Chippewa .....	The trail from the Camp Road to Cox and Brooks Lodges.
Comanche .....	The Trail from Unami Lodge to your camp site.
Deer Run .....	The Camp Road from Chapel turn off to North Wind.
Little Mohawk....	The Camp Road from site entrance to the Rifle Range.
Mohawk .....	The Camp Road from Ecology to site entrance.

Navajo .....	The Camp Road up to and around Ecology.
North Wind.....	The Camp Road from site entrance to the COPE Course.
Pueblo .....	The area around the front of the Shower House/Pool and the field around the Health Lodge (Bear Lodge).
Resica 1 .....	The area around the Clock Tower and outside the Dining Hall.
Running Fox.....	The Trail from the Chapel turn off to and around the Chapel.
Seneca .....	The area around the Trading Post. (Recyclables & Cardboard)
Shawnee .....	The Camp Road from the Fisherman's Parking to the Upper Parking lot.
Shenandoah .....	The area around the Trading Post. (Trash)
Shoshone .....	The permit parking area and the Lake Trail to the fork.
Twin Hill .....	The area around the Bend Showerhouse/Handicraft.
Two Feathers.....	The Camp Road from the Rifle Range to the Chapel turn off.



**N**ational Youth Leadership Training is an exciting, action-packed program designed to provide youth members with leadership skills and experience they can use in their home troops and in other situations demanding leadership of self and others.

National Youth Leadership Training (NYLT) incorporates the latest leadership ideas and presents fresh, vital and meaningful training for today's Scouts. The NYLT course centers around the concepts of what a leader must BE, KNOW, and DO. The key elements are then taught with a clear focus on HOW TO. Presented in the context of a Scout troop, the skills come alive during the week as the patrol goes on a Quest for the Meaning of Leadership.

Built on the legacy of the Junior Leadership Training and Wood Badge programs, the NYLT course teaches the best in modern leadership theories during traditional Scouting activities. Dynamic presentations and videos help keep a Scout's attention focused on learning and gaining confidence in their abilities.

## WHAT YOU'LL LEARN

Scouts who complete the course will become knowledgeable in Communications, Ethical Decision Making, Goal Setting, Team Development, Resolving Conflict and Teaching Others. They will have learned skills about how to create a vision of success, how to set goals and make plans, and how to solve problems.

Each Scout reflects on what it really means to be an effective and ethical leader. They will see the bigger picture of how to put the needs of others first in order to be a truly great leader. Participants will develop leadership skills that will last a lifetime.

## WHO IS ELIGIBLE FOR NYLT?

Any Scout, Venturer or Sea Scout, currently registered with the Boy Scouts of America, 13-years or older, First Class rank or higher or having completed Crew Leadership Training, is eligible to participate. Scouts should have completed at least one long-term camping experience before attending NYLT.

The NYLT experience is ideal for training unit leaders. It can also be a valuable experience for other, older Scouts. A Scout should have the enthusiasm and desire to participate in this fun and valuable learning experience.

## Why invest in NYLT?

### *Benefits for YOUTH*

- Learn contemporary leadership skills applicable to Scouting, school and the workplace
- Develop a Vision and learn Planning skills to help reach goals and dreams
- Learn how to Solve Problems and Resolve Conflicts when working in teams



# NYLT (Continued)

---

## ***Benefits for the UNIT***

- Give participants knowledge of leadership, team building and conflict resolution to help them with their troop/unit responsibilities
- Instill the confidence necessary for them to lead your Scouting unit
- Provide your youth with skills which complement those of Wood Badge trained adult leaders
- Enable your youth to run an effective youth-led scouting program – i.e. your job gets easier!

---

# NYLT: Let Them Be Leaders!

## ***Give your youth a chance at making a difference:***

Teach them how to lead

Show them how to lead

Let them lead!

YOU can make a difference...Let THEM make a difference...



## ***Course options:***

- June 20-25, 2021 @ Musser Scout Reservation
- July 11-16, 2021 @ Musser Scout Reservation
- August 8-13, 2021 @ Musser Scout Reservation
- October 1-3 & October 8-10, 2020 @ Musser Scout Reservation (Must attend both weekends)

## ***To be eligible Scouts must:***

- Be at least 13 years old by start of course
- Be a First Class Scout or completed Crew Leadership Training

## ***Cost:***

\$250 if registered by May 1st for summer courses and August 1st for October course. \$300 if registered after May 1st for summer courses and August 1st for October course

## ***Registration:***


- Register ONLINE – <http://www.colbsa.org/nylt>
- Courses close when registration reaches capacity

## ***For additional information contact –***

Email: [col.nylt@gmail.com](mailto:col.nylt@gmail.com) Phone: 610-688-6900

***Note: late arrival and/or early departure not permitted without prior approval of Course Director***

# The Order of the Arrow



We urge all Troops to get involved in the Order of the Arrow program here at Resica Falls. We conduct a full Ordeal and Brotherhood induction each week under the guidelines of Unami Lodge, One and the National Order of the Arrow Committee. The Call-out ceremony will take place on Wednesday evening at the Richards Arena following the Campers' Campfire. Here we will recognize all those who were elected by their units to be inducted into the Order. The Pre-Ordeal ceremony, (Native American Village), will immediately follow the Call-out ceremony. The Ordeal will be conducted throughout the day on Thursday with the Induction ceremony taking place at 8:45 pm. All those interested in sealing the bond of Brotherhood can do so by arranging it with the OA Honorsmaster. The Brotherhood ceremony will take place at 8:00 pm on Thursday evening. Immediately following the Ordeal ceremony there will be a social for all members of the Order of the Arrow in the Dining Hall.

## Important OA information:

1. Elections can be conducted in camp, however we encourage you to complete your unit's election prior to arrival at camp. Please have a copy of the election form with you at camp to avoid any misunderstandings.
2. If your unit is not from Cradle of Liberty Council, we cannot call out your candidates' without proper written authorization from your council's lodge. This letter must include the candidates names and MUST be signed by the lodge adviser, lodge staff adviser, or the council Scout Executive. Note: Only Cradle of Liberty Council units are allowed to have their Scouts inducted at our ceremonies.
3. There will be a fee for all those taking either their Ordeal or Brotherhood at camp. These fees are set by the lodge and must be paid. The ordeal fee is \$40 and includes the ordeal sash, an OA handbook, the current years dues, and a current lodge flap. The brotherhood fee is \$25 and includes the cost of the brotherhood sash. The fee for Scouts taking the Provisional Ordeal is \$45. Fees are subject to change.
4. Order of the Arrow properties are sold at the trading post. These items include the latest lodge flaps, as well as lodge fleeces, blankets, and hats.
5. Any member who has not paid their lodge dues for the current year can do so in the camp office.
6. We encourage anyone interested in helping out with the Ordeal or the ceremonies in any way, especially in the role of elangomats, to talk to the OA honorsmaster.
7. Those Scouts in your unit who will be called out on Wednesday should pack a pack and bring it with them to the designated location before the call out ceremony. This pack should include: sleeping bag, ground cloth, poncho, pocket knife and work clothes.
8. Those interested in sealing the bond of Brotherhood should contact the OA Honorsmaster early in the week to get a copy of the requirements. Brotherhood candidates will meet Thursday to go through the process. Only members of Unami Lodge, One can take their Brotherhood while in camp.